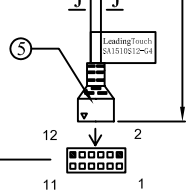

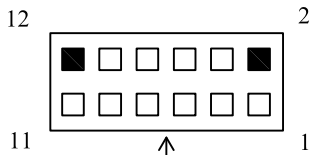


P/N	COVERSHEET TYPE	GLASS THICKNESS
SA1510S12-G4	CLEAR	4.0mm
SA1510S12-N4	ANTI-GLARE	

- NOTES:
- ALL DIMENSIONS ARE IN MILLIMETERS. DIMENSIONS SHOWN ARE PROJECTED DISTANCES.
 - GLASS THICKNESS: 4.0±0.3mm NOMINAL.
 - TRANSDUCERS ARE LOCATED AT THE POSITIONS SHOWN. GLASS IS BEVELED UNDER TRANSDUCERS. HEIGHT OF TRANSDUCERS BELOW GLASS.
 - CABLE ROUTING ADDS A MAXIMUM OF 2.5mm AS INDICATED ON THE SCREEN. CABLE IS ROUTED ALONG THE BEVEL.
 - LINE 14-6CX-XXX, WITH 2x6 HOUSING RECEPTACLES, CONNECT TO
 - SAW SERIAL CONTROL BOARD SAW232(6000S)
 - SAW USB CONTROL BOARD SAWUSB (6000U)
 - THE TOUCH ACTIVE AREA IS LESS THAN THE VIEWABLE AREA TO FACILITATE SEALING.



CONNECTION CHART			
PIN	SIGNAL	INSULATION COLOR	JACKET COLOR
1	GROUND	OVERALL SHIELD	
2	KEY		
3	Y RECEIVE+	BLU	BLK
4	Y TRANSMIT+	BLU	GRY
5	Y RECEIVE-	BLK	BLK
6	Y TRANSMIT-	YEL	GRY
7	GROUND	INNER SHIELD	
8	X TRANSMIT-	RED	RED
9	X RECEIVE-	RED	BLK
10	X TRANSMIT+	GRN	RED
11	X RECEIVE+	WHT	BLK
12	KEY		

REV.	DESCRIPTION	DATE	DRAW	CHECK	APPROVE	DRAWING NO.:	SHEET 1 OF 1	REV. A0
A0	FIRST ISSUE	08-1-29	Found	BING	CLOUD			

Leading Touch

DO NOT SCALE DRAWING UNLESS OTHERWISE SPECIFIED
ALL DIMENSIONS ARE IN MILLIMETERS
TOLERANCES ARE:
LINEAR TOL: X=±1.0
.XX=±0.5
ANGULAR TOL: ±1°

MODEL	SA1510S12-G4	PROJECTION	
DESCRIPTION	15" SAW touchscreen	SIZE:	A4
MATERIAL		WEIGHT:	Kg
FINISH		COLOR:	