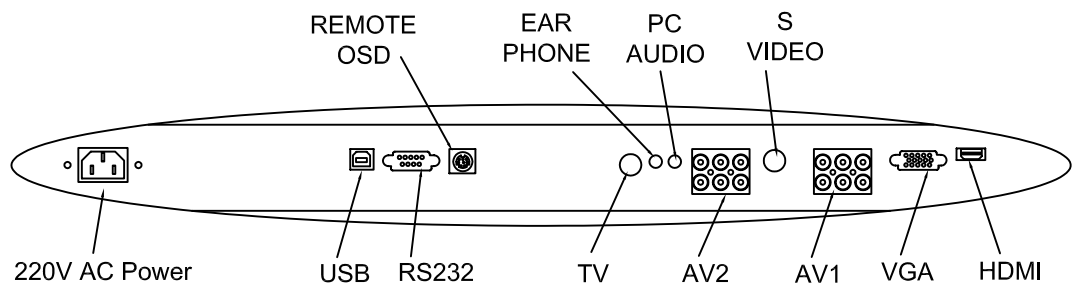
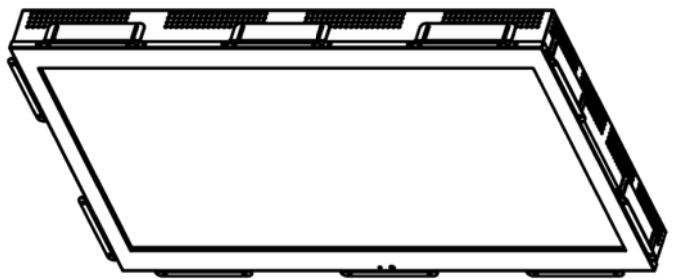


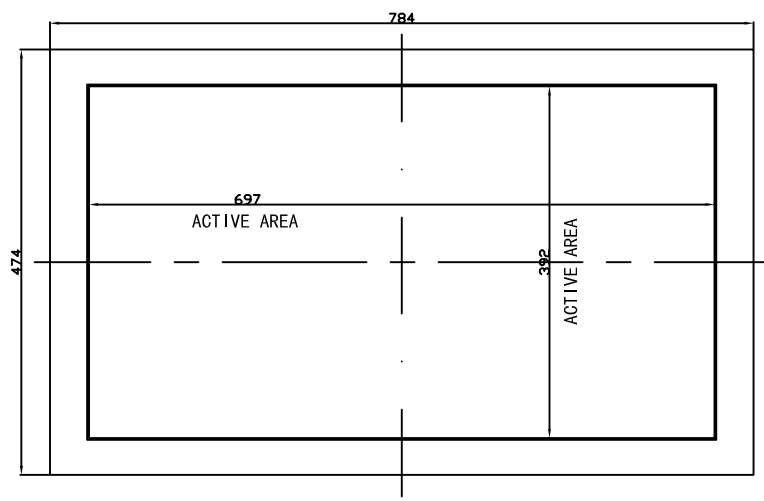
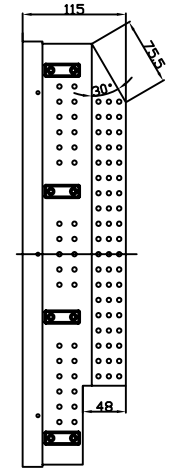
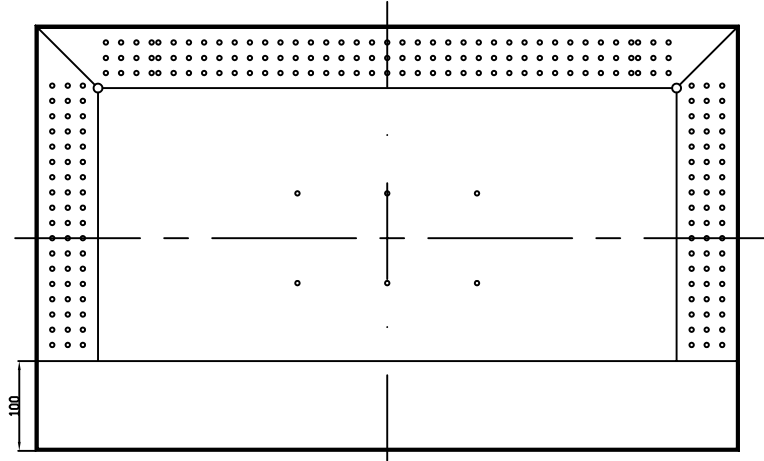
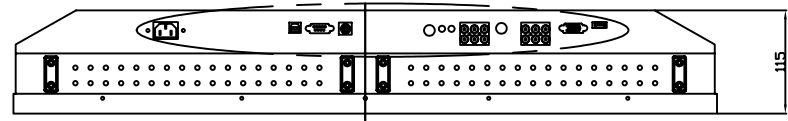
I H G F E D C B A

6
5
4
3
2
1

6
5
4
3
2
1

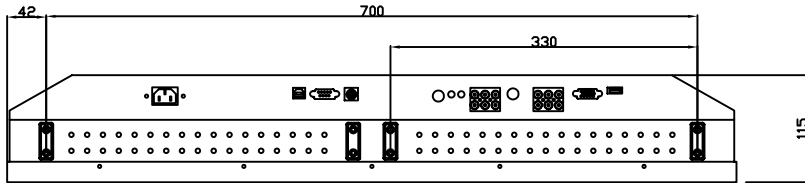


Detail A

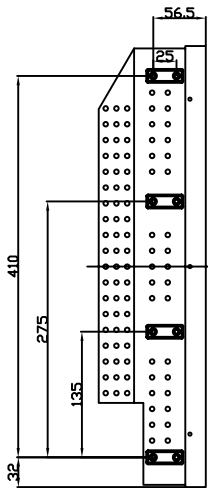


						Leading Touch DO NOT SCALE DRAWING UNLESS OTHERWISE SPECIFIED ALL DIMENSIONS ARE IN MILLIMETERS TOLERANCES ARE: LINEAR TOL: .XX=±1.0 .XX=±0.5 ANGULAR TOL: ±1°	MODEL TM-3258	PROJECTION
							DESCRIPTION 32" Infrared touchmonitor	SIZE: A4 SCALE 1:1
							MATERIAL	WEIGHT: 20 Kg
							FINISH	COLOR: BLACK
A	FIRST ISSUE	09-5-22	Sara	BING	CLOUD	DRAWING NO.:		
REV.	DESCRIPTION	DATE	DRAW	CHECK	APPROVE	SHEET 1 OF 3		
						REV. A0		

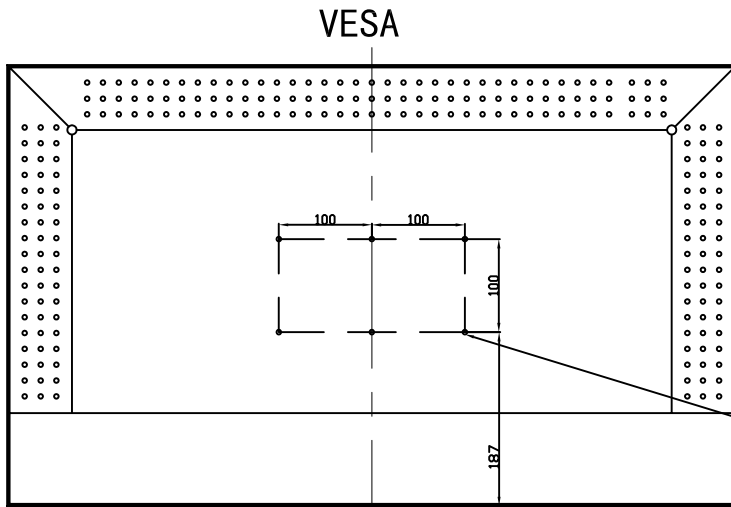
I H G F E D C B A



SIDE MOUNT, HORIZONTAL



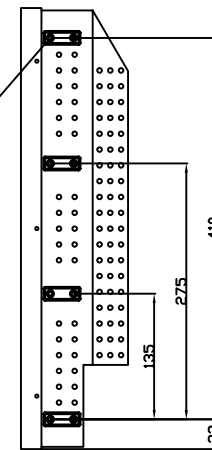
SIDE MOUNT, VERTICAL



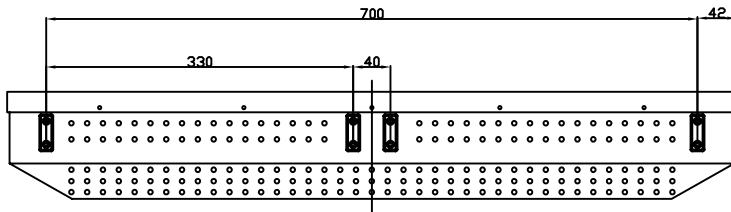
VESA

M4 THREAD
MAX. SCREW DEPTH=5mm
32X

M5 THREAD
MAX. SCREW DEPTH=9mm
6X



SIDE MOUNT, VERTICAL



SIDE MOUNT, HORIZONTAL

						<p>DO NOT SCALE DRAWING UNLESS OTHERWISE SPECIFIED ALL DIMENSIONS ARE IN MILLIMETERS TOLERANCES ARE: LINEAR TOL: .X=±1.0 .XX=±0.5 ANGULAR TOL: ±1°</p>	MODEL TM-3258	PROJECTION
							DESCRIPTION 32" Infrared touchmonitor	SIZE: A4
							MATERIAL	WEIGHT: 20 Kg
							FINISH	COLOR: BLACK
A	FIRST ISSUE	09-5-22	Sara	BING	CLOUD	DRAWING NO.:	SHEET 2 OF 3	REV. A0
REV.	DESCRIPTION	DATE	DRAW	CHECK	APPROVE			

I H G F E D C B A

6

6

5

5

4

4

3

3

2

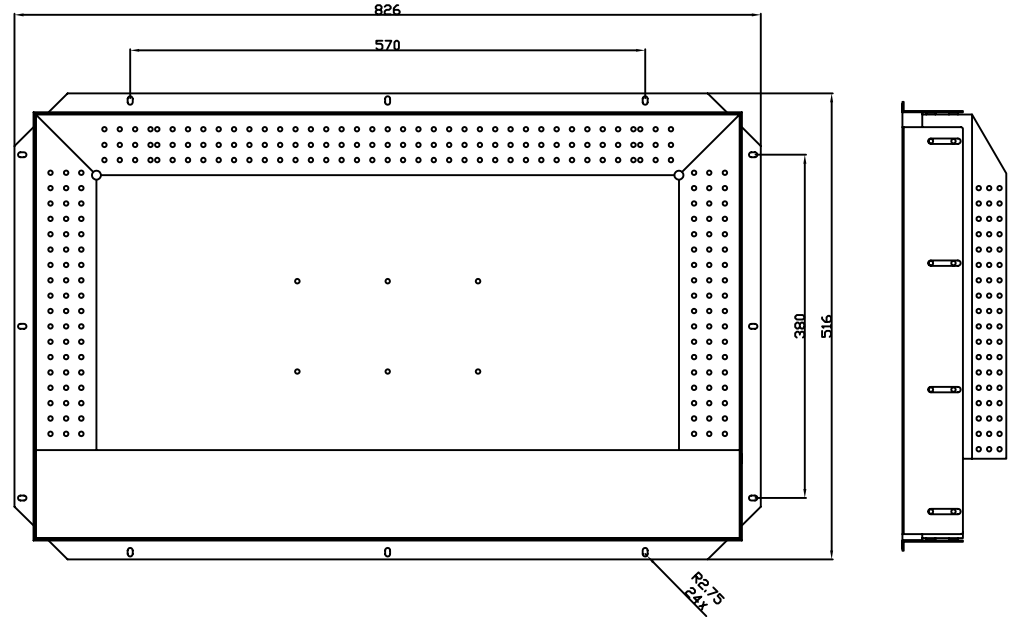
2

1

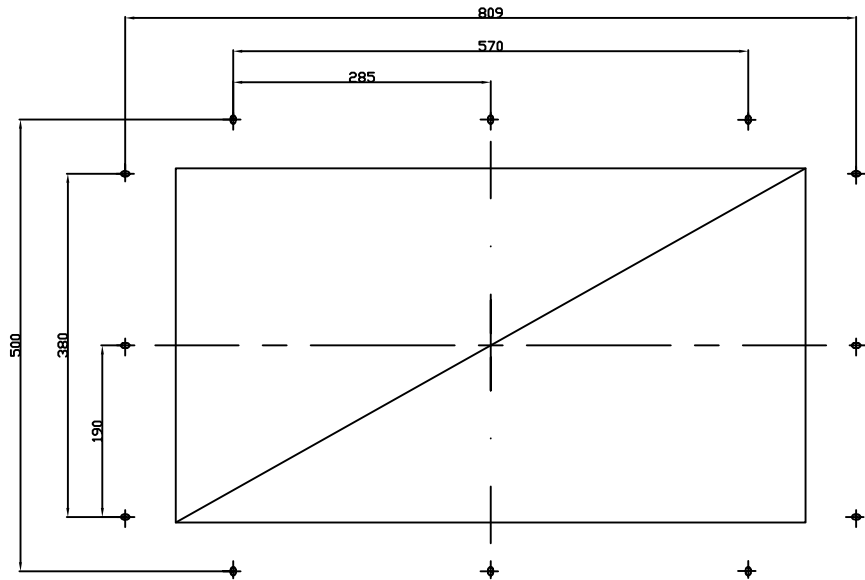
1

I H G F E D C B A

REAR MOUNT WITH BRACKETS,
HORIZONTAL AND VERTICAL



RECOMMENDED CUSTOMER
PANEL CUT-OUT



**Leading
Touch**

DO NOT SCALE DRAWING
UNLESS OTHERWISE
SPECIFIED
ALL DIMENSIONS ARE IN
MILLIMETERS
TOLERANCES ARE:
LINEAR TOL: .XX=±1.0
.XX=±0.5
ANGULAR TOL: ±1°

MODEL TM-3258	PROJECTION
DESCRIPTION 32" Infrared touchmonitor	SIZE: A4 SCALE 1:1
MATERIAL	WEIGHT: 20 Kg
FINISH	COLOR: BLACK

A	FIRST ISSUE	09-5-22	Sara	BING	CLOUD	
REV.	DESCRIPTION	DATE	DRAW	CHECK	APPROVE	DRAWING NO.: