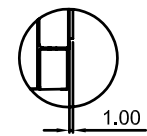


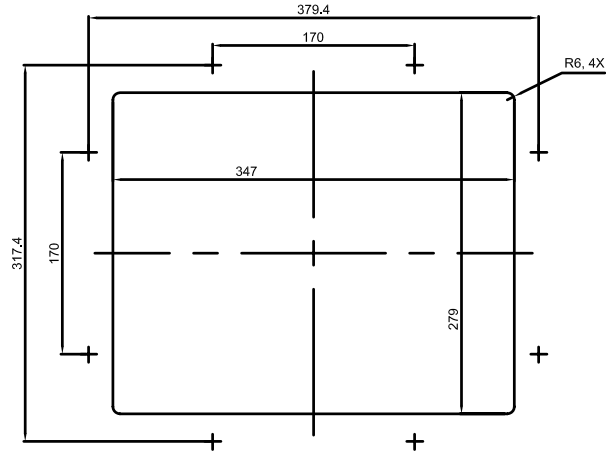
See Detail A



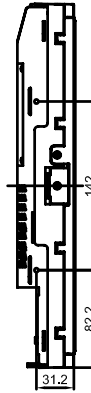
Detail A
Centering lip
Scale 2.0

						Leading Touch DO NOT SCALE DRAWING UNLESS OTHERWISE SPECIFIED ALL DIMENSIONS ARE IN MILLIMETERS TOLERANCES ARE: LINEAR TOL: .X=±1.0 .XX=±0.5 ANGULAR TOL: ±1°	MODEL	PROJECTION
							TM-1738	
							DESCRIPTION	SIZE: A4
							17" Infrared touchmonitor	SCALE 1:1
						MATERIAL	WEIGHT:	
							Kg	
						FINISH	COLOR:	
							BLACK	
A	FIRST ISSUE	09-12-30	Sara	David	CLOUD	DRAWING NO.:		
REV.	DESCRIPTION	DATE	DRAW	CHECK	APPROVE	SHEET 1 OF 2		
						REV. A		

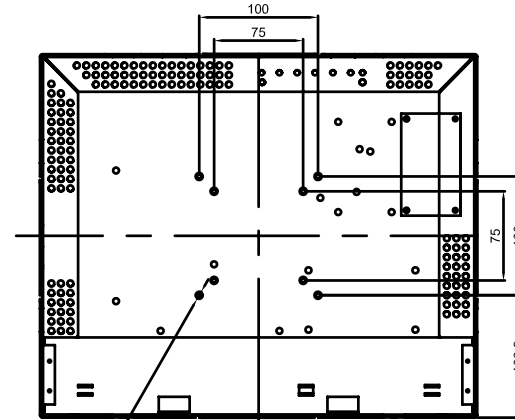
RECOMMEND CUSTOMER PANEL CUT-OUT



SIDE MOUNT VERTICAL

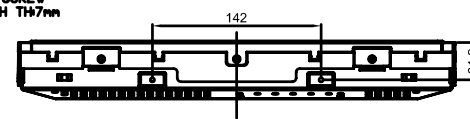


VESA MOUNT

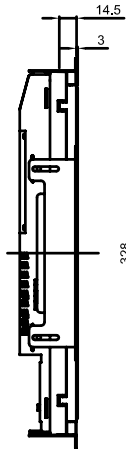


8-Ø7 M4 THREAD
VESA MOUNT MAXI SCREW
DEPTH TH7mm


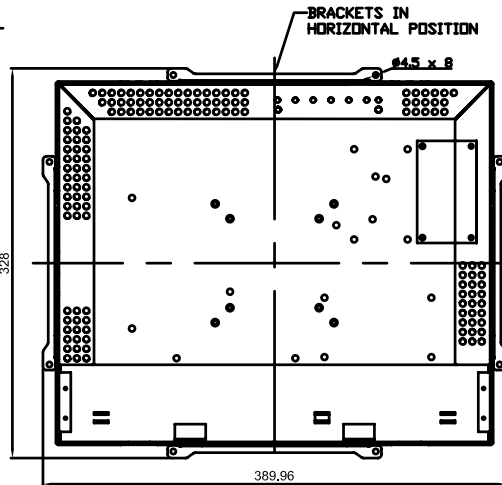
SIDE MOUNT HORIZONTAL



MOUNTING BRACKET ADJUSTMENT RANGE



REAR MOUNT WITH BRACKETS HORIZONTAL OR VERTICAL



						<p>DO NOT SCALE DRAWING UNLESS OTHERWISE SPECIFIED ALL DIMENSIONS ARE IN MILLIMETERS TOLERANCES ARE: LINEAR TOL: .XX=±1.0 .XX=±0.5 ANGULAR TOL: ±1°</p>	MODEL TM-1738	PROJECTION
							DESCRIPTION 17" Infrared touchmonitor	SIZE: A4 SCALE 1:1
							MATERIAL	WEIGHT: Kg
							FINISH	COLOR: BLACK
A	FIRST ISSUE	09-12-30	Sara	David	CLOUD	DRAWING NO.:	SHEET 2 OF 2	REV. A